

NT850 MAIN STEERING CONTROL PANEL

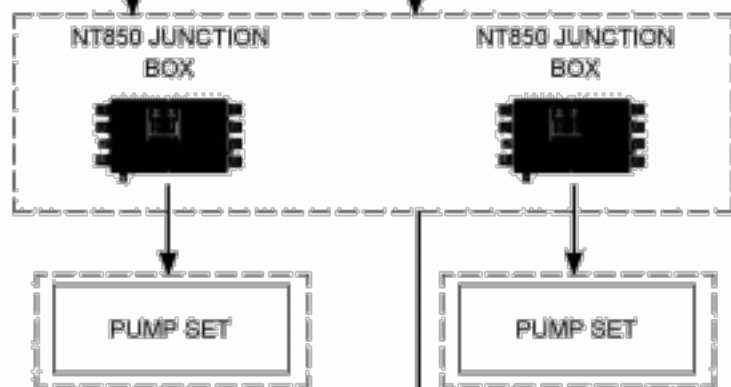
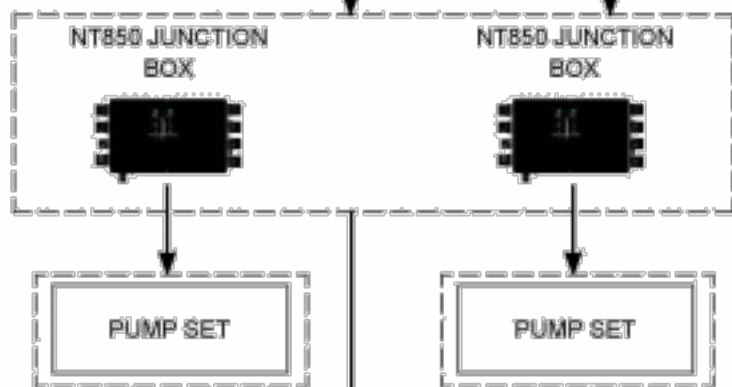


ADDITIONAL FU CONTROLS (MAX 4)



BANG / BANG ±10Vdc & 4-20mA OUTPUTS

BANG / BANG ±10Vdc & 4-20mA OUTPUTS



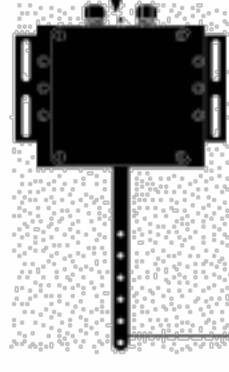
SHIP'S MAIN POWER SUPPLY No.1 (440/230/110 VAC)




SHIP'S MAIN POWER SUPPLY No.2 (440/230/110 VAC)



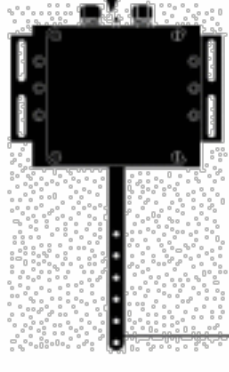
RUDDER REFERENCE UNIT



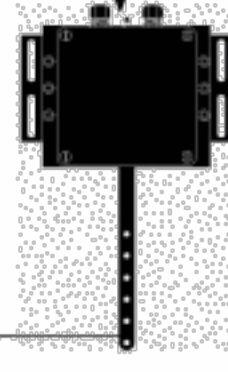
RUDDER REFERENCE UNIT



RUDDER REFERENCE UNIT



RUDDER REFERENCE UNIT



RUDDER 1

RUDDER 2